







Airport Infrastructure Availability















4th Quarter 2017

	LIS (peak)		LIS (off-peak)		OPO		FAO		PDL		FNC	
RUNWAY	100%	●	100%	●	100%	●	99,97%	●	100%	●	100%	●
minimum level	99,50%		99,50%		99,50%		99,50%		99,50%		99,50%	
STANDS	100%	●	100%	●	100%	●	100%	●	100%	●	100%	●
minimum level	99,00%		99,00%		99,00%		99,00%		99,00%		99,00%	
BAGGAGE HANDLING SYSTEM												
Departures	100%	●	100%	●	100%	●	100%	●	100%	●	100%	●
minimum level	99,00%		99,00%		99,00%		99,00%		99,00%		99,00%	
Transfers	100%	●	100%	●	100%	●	na		na		na	
minimum level	99,00%		99,500%		99,00%							
Arrivals	100%	●	99,99%	●	100%	●	99,99%	●	100%	●	100%	●
minimum level	99,00%		99,500%		99,00%		99,00%		99,00%		99,00%	
HBS	99,99%	●	99,99%	●	99,99%	●	100%	●	100%	●	100%	●
minimum level	99,00%		99,500%		99,00%		99,00%		99,00%		99,00%	
CRITICAL IT SYSTEMS												
CUPSS	100%	●	100%	●	100%	●	100%	●	100%	●	100%	●
minimum level	99,500%		99,500%		99,500%		99,500%		99,500%		99,500%	
GO	100%	●	100%	●	100%	●	100%	●	100%	●	100%	●
minimum level	99,500%		99,500%		99,500%		99,500%		99,500%		99,500%	
FIDS	100%	●	100%	●	100%	●	100%	●	100%	●	100%	●
minimum level	99,500%		99,500%		99,500%		99,500%		99,500%		99,500%	
AIR BRIDGES	99,94%	●	99,92%	●	100%	●	99,99%	●	na		na	
minimum level	96,00%		96,00%		99,00%		98,00%					
BAGGAGE CLAIM												
First bag												
% baggage delivered in x minutes	90,11%	●	91,92%	●	93,26%	●	88,02%	●	94,81%	●	96,30%	●
minimum level	90,00% - 30'		90,00% - 30'		90,00% - 20'		90,00% - 20'		90,00% - 20'		90,00% - 20'	
Last bag												
% baggage delivered in x minutes	91,71%	●	92,28%	●	95,18%	●	95,63%	●	95,54%	●	95,97%	●
minimum level	90,00% - 20'		90,00% - 20'		90,00% - 20'		90,00% - 20'		90,00% - 20'		90,00% - 20'	

SECURITY CONTROL

% passengers processed in x minutes	93,55%		85,42%		92,78%		95,69%		100%		93,11%	
minimum level	90,00% - 15'		90,00% - 10'		90,00% - 10'		90,00% - 15'		90,00% - 10'		90,00% - 10'	



MOBILITY SUPPORT EQUIPMENT

Escalators	99,03%		99,18%		100%		100%		na		100%	
minimum level	96,00%		96,00%		99,00%		99,00%				98,00%	
Travelators	99,58%		99,61%		100%		100%		na		na	
minimum level	98,00%		98,00%		99,00%		99,00%					
Lifts	99,74%		99,77%		100%		99,95%		na		100%	
minimum level	96,00%		96,00%		99,00%		99,00%				98,00%	

Note_

The minimum levels of service are the values contained in the agreement made with clients for 2014, below which a situation of non-compliance with the minimum performance agreed, arises.

Legend_

-  result equals or exceeds minimum established level of service
-  result bellow minimum established level of service

- HBS Hold Baggage System
- CUPPS Common Use Passenger Processing System
- GO Operational Management (centralized system)
- FIDS Flight Information Display System