







Airport Infrastructure Availability















4th Quarter 2018

	LIS (peak)	LIS (off-peak)	OPO	FAO	PDL	FNC
RUNWAY	100%	100%	100%	100%	100%	100%
minimum level	99,50%	99,50%	99,50%	99,50%	99,50%	99,50%
STANDS	100%	100%	100%	100%	100%	100%
minimum level	99,00%	99,00%	99,00%	99,00%	99,00%	99,00%
BAGGAGE HANDLING SYSTEM						
Departures	100%	100%	100%	100%	100%	100%
minimum level	99,00%	99,00%	99,00%	99,00%	99,00%	99,00%
Transfers	100%	100%	100%	na	na	na
minimum level	99,00%	99,500%	99,00%			
Arrivals	100%	99,99%	100%	100%	100%	100%
minimum level	99,00%	99,500%	99,00%	99,00%	99,00%	99,00%
HBS	99,99%	99,99%	100%	100%	100%	100%
minimum level	99,00%	99,500%	99,00%	99,00%	99,00%	99,00%
CRITICAL IT SYSTEMS						
CUPSS	100%	100%	100%	100%	100%	100%
minimum level	99,500%	99,500%	99,500%	99,500%	99,500%	99,500%
GO	100%	100%	100%	100%	100%	100%
minimum level	99,500%	99,500%	99,500%	99,500%	99,500%	99,500%
FIDS	100%	100%	100%	100%	100%	100%
minimum level	99,500%	99,500%	99,500%	99,500%	99,500%	99,500%
AIR BRIDGES	99,93%	99,96%	100%	99,96%	na	na
minimum level	96,00%	96,00%	99,00%	98,00%		
BAGGAGE CLAIM						
First bag						
% baggage delivered in x minutes	93,43%	94,53%	92,21%	82,89%	93,37%	95,57%
minimum level	90,00% - 30'	90,00% - 30'	90,00% - 20'	90,00% - 20'	90,00% - 20'	90,00% - 20'
Last bag						
% baggage delivered in x minutes	89,18%	89,72%	93,66%	95,67%	92,05%	95,12%
minimum level	90,00% - 20'	90,00% - 20'	90,00% - 20'	90,00% - 20'	90,00% - 20'	90,00% - 20'

SECURITY CONTROL

% passengers processed in x minutes	96,22%		89,37%		91,03%		97,60%		100%		95,85%	
minimum level	90,00% - 15'		90,00% - 10'		90,00% - 10'		90,00% - 15'		90,00% - 10'		90,00% - 10'	



MOBILITY SUPPORT EQUIPMENT

Escalators	99,61%		99,66%		100%		99,88%		na		100%	
minimum level	96,00%		96,00%		99,00%		99,00%				98,00%	
Travelators	99,72%		99,87%		100%		100%		na		na	
minimum level	98,00%		98,00%		99,00%		99,00%					
Lifts	99,70%		99,76%		99,99%		99,89%		na		100%	
minimum level	96,00%		96,00%		99,00%		99,00%				98,00%	

Note_

The minimum levels of service are the values contained in the agreement made with clients for 2014, below which a situation of non-compliance with the minimum performance agreed, arises.

Legend_

-  result equals or exceeds minimum established level of service
-  result bellow minimum established level of service

- HBS Hold Baggage System
- CUPPS Common Use Passenger Processing System
- GO Operational Management (centralized system)
- FIDS Flight Information Display System