









INFRASTRUCTURE AVAILABILITY

2nd QUARTER 2025

		LIS	LIS	OPO	FAO	FNC	PDL
		PEAK	OFF PEAK				
	RUNWAY	● 100%	● 100%	● 100%	● 100%	● 100%	● 100%
	STANDS	● 100%	● 100%	● 100%	● 100%	● 100%	● 100%
	Departures	● 100%	● 100%	● 100%	● 100%	● 100%	● 100%
	Transfers	● 100%	● 100%				
	Arrivals	● 99,99%	● 99,99%	● 99,99%	● 99,99%	● 100%	● 100%
	HBS	● 99,98%	● 99,97%	● 99,99%	● 99,99%	● 99,99%	● 100%
	SSBD	● 99,65%	● 99,87%				
	CUPPS	● 100%	● 100%	● 100%	● 100%	● 100%	● 100%
	GO	● 99,75%	● 100%	● 100%	● 100%	● 100%	● 100%
	FIDS	● 99,99%	● 100%	● 100%	● 100%	● 100%	● 100%
	BOARDING BRIDGES	● 99,97%	● 99,96%	● 99,96%	● 99,75%		

INFRASTRUCTURE AVAILABILITY

2nd QUARTER 2025

		LIS	LIS	OPO	FAO	FNC	PDL
		PEAK	OFF PEAK				
	BAGGAGE CLAIM						
	First baggage % baggage delivered in x minutes	● 92,75%	● 93,81%	● 85,18%	● 94,21%	● 94,57%	● 96,33%
	Last baggage % baggage delivered in x minutes	● 77,77%	● 85,01%	● 95,79%	● 95,75%	● 97,84%	● 95,89%
	HAND BAGGAGE & PASSENGER SECURITY CONTROL						
	% passengers processed in x min	● 98,72%	● 96,31%	● 91,97%	● 99,57%	● 98,04%	● 99,71%
	PEOPLE MOVERS						
	Escalators	● 97,80%	● 98,31%	● 100%	● 99,64%	● 99,92%	
	Travelators	● 98,46%	● 98,54%	● 100%	● 97,90%		
	Elevators	● 99,03%	● 99,18%	● 99,93%	● 99,66%	● 98,02%	● 100%